




2023 Rank	2022 Rank	Company	Headquarters	2023 Rooms	2023 Hotels	2022 Rooms	2022 Hotels
1	1	Marriott International	Bethesda, Maryland, United States	1,560,687	8,566	1,491,191	8,082
2	2	Jin Jiang International Holdings Company Limited	Shanghai, China	1,342,161	13,250	1,266,976	12,359
3	3	Hilton	McLean, Virginia, United States	1,182,937	7,530	1,127,430	7,165
4	4	IHG Hotels & Resorts	Atlanta, Georgia, United States	946,203	6,363	911,627	6,164
5	6	H World Group Limited	Shanghai, China	912,444	9,394	809,478	8,543
6	5	Wyndham Hotels & Resorts	Parsippany, New Jersey, United States	871,794	9,178	842,510	9,059
7	7	Accor	Issy-les-Moulineaux, Paris, France	821,000	5,500	802,000	5,400
8	8	Choice Hotels	North Bethesda, Maryland, United States	632,986	7,527	627,804	7,487
9	9	BTG Hotels (Group) Co, Ltd.	Xicheng District, Beijing, China	481,503	6,263	467,983	5,983
10	10	BWH Hotels	Phoenix, Arizona, United States	339,234	3,911	343,220	3,923
11	11	Hyatt Hotels Corporation	Chicago, Illinois, United States	322,141	1,335	304,108	1,263
12	12	GreenTree Hospitality Group	Shanghai, China	317,044	4,283	302,497	4,059
13	14	Keytel*	Barcelona, Spain	316,530	3,517	285,930	3,177
14		Delonix Group	Shenzhen, Guangdong, China	245,410	1,662		
15	15	Sunmei Hotels Group	Qingdao, Shandong, China	210,854	4,414	198,159	4,145
16	16	HotelREZ Hotels & Resorts*	Newark, Nottinghamshire, United Kingdom	186,569	2,852	177,686	2,796
17	13	Aimbridge Hospitality	Plano, Texas, United States	162,131	1,116	224,467	1,531
18	18	Global Hotel Alliance*	Dubai, United Arab Emirates	141,176	781	134,984	765
19		Atour Lifestyle Holdings Limited	Shanghai, China	137,921	1,210		
20	19	Preferred Hotels & Resorts*	Newport Beach, California, United States	120,000	600	130,000	650
21	20	G6 Hospitality	Carrollton, Texas, United States	115,034	1,448	116,969	1,435
22	21	APA Group	Minato-ku, Tokyo, Japan	106,107	732	100,598	686
23	22	The Ascott Limited	Singapore, Singapore	99,121	629	94,986	601
24		 Lingnan Hotels Contact: Daisy Shu, Vice President Email: daisy.shu@lnhotels.com Website: www.lnhotels.com/group	Guangzhou, China	92,685	1,283		
25	24	Meliá Hotels International	Palma De Mallorca, Balearic Islands, Spain	92,057	350	90,916	347
26	23	Sonesta International Hotels	Newton, Massachusetts, United States	91,444	1,061	94,352	1,099
27	28	 Yibon Group Contact: Zhongyong Zhang, Vice President Email: scb@100inn.cc Website: www.100inn.cc	Shanghai, China	90,043	1,365	76,544	1,129
28	25	Highgate	New York City, New York, United States	78,502	479	87,015	523
29	27	Minor Hotels	Bangkok, Thailand	78,253	532	77,292	526
30	30	 Minyoun Hospitality Ltd, Contact: Crystal Gu, Commercial Director Email: crystal.gu@minyounhotels.com Website: www.minyounhotels.com	Chengdu, Sichuan Sheng, China	77,509	379	70,518	334
31	29	Toyoko Inn Co, Ltd,	Ota City, Tokyo, Japan	77,120	352	73,848	337
32	31	Funyard Hotels & Resorts	Guangzhou, Guangdong, China	76,425	313	66,745	259
33	26	Extended Stay America	Charlotte, North Carolina, United States	71,800	718	80,622	756
34		B&B Hotels	Montrouge, Paris, France	69,828	761		
35	33	Barceló Hotel Group	Palma de Mallorca, Balearic Islands, Spain	65,204	300	61,996	277

*Denotes a consortium

2023 Rank	2022 Rank	Company	Headquarters	2023 Rooms	2023 Hotels	2022 Rooms	2022 Hotels
36		CTG Hotel Holdings Corporation Limited	Beijing, China	65,000	246		
37	34	Red Roof	New Albany, Ohio, United States	60,035	694	60,000	681
38	43	Rezen Group	Shanghai, China	52,251	426	37,165	294
39		Yeste Hotels Group	Chengdu, Sichuan, China	51,570	491		
40	36	RIU Hotels & Resorts	Palma de Mallorca, Balearic Islands, Spain	50,088	97	49,444	96
41	35	The Leading Hotels of the World*	New York City, New York, United States	50,000	400	50,000	400
42	37	Pyramid Global Hospitality	Boston, Massachusetts, United States	49,738	233	49,392	238
43	38	Fattal International Hotels & Resorts	Tel Aviv, Israel	49,452	276	46,800	268
44	47	Argyle Metro Hotel Group	Sydney, Australia	46,798	303	35,488	201
45		Tripmod Group (formerly Lvyue Group)*	Shanghai, China	46,498	2,401		
46	42	Archipelago International	Jakarta, Indonesia	45,513	278	39,281	214
47		Shanghai Mehood Commercial Management	Shanghai, China	45,084	260		
48	55	Human Bolin Hotel Management Co.	Changsha, Hunan, China	44,754	394	29,946	314
49	46	SSAW Hotels & Resorts	Hangzhou, Zhejiang, China	43,102	219	35,653	183
50	48	Landison Hotel Group	Hangzhou, Zhejiang, China	41,937	325		
51	49	Gongsheng Hotels Group	Shanghai, China	41,824	917	34,743	772
52	40	Shangri-La Hotels and Resorts	Quarry Bay, Hong Kong	41,800	103	42,400	105
53	45	Barony Hotels & Resorts Worldwide	Shanghai, China	37,720	178	36,110	169
54	50	Wanda Hotels & Resorts	Beijing, China	37,709	183	33,863	142
55	44	HMM Hotels	Philadelphia, Pennsylvania, United States	37,000	230	37,000	240
56	51	Crescent Hotels & Resorts	Fairfax, Virginia, United States	33,822	121	32,140	119
57		Jinling Hotels & Resorts	Nanjing, Jiangsu, China	31,913	128		
58	54	HEI Hotels & Resorts	Norwalk, Connecticut, United States	30,365	105	30,400	104
59	57	Hotel Equities	Alpharetta, Georgia, United States	28,253	251	25,637	232
60		Atlantica Hospitality International	Barueri, São Paulo, Brazil	28,216	180		
61	72	Omni Hotels & Resorts	Dallas, Texas, United States	28,000	49	22,561	50
62	56	H World International	Frankfurt, Germany	26,895	132	25,884	128
63	60	GF Hotels & Resorts	Philadelphia, Pennsylvania, United States	26,624	169	24,871	160
64	61	Motel One GmbH	Munich, Germany	26,470	94	24,752	88
65	67	Remington Hospitality	Dallas, Texas, United States	25,640	135	23,461	118
66	59	Four Seasons Hotels and Resorts	Toronto, Ontario, Canada	25,530	128	25,000	126
67	66	Eurostars Hotel Company	Madrid, Spain	25,207	253	23,617	240
68	63	Prince Hotels and Resorts	Tokyo, Japan	24,961	87	24,483	87
69	62	Hotel Okura Co. Ltd.	Tokyo, Japan	24,318	80	24,725	81
70		Stonebridge Companies	Denver, Colorado, United States	23,877	151		
71	64	Okura Nikko Hotels	Minatoku, Tokyo, Japan	23,659	79	24,332	80
72	68	Drury Hotels Company	St. Louis, Missouri, United States	23,580	140	23,127	140
73	70	 London and Regional Properties (L+R Hotels) Contact: Clinton Campbell, Commercial Director Email: CCampbell@LandRHotels.com Website: www.landrhoteles.com	London, United Kingdom	23,519	115	22,943	111
74	65	MCR	New York City, New York, United States	23,199	148	23,794	154
75	76	The Indian Hotels Company Limited	Mumbai, Maharashtra, India	23,168	198	21,130	185
76	75	Concord Hospitality Enterprises	Raleigh, North Carolina, United States	23,167	148	21,254	145
77	73	Amplified Hotels Limited*	London, United Kingdom	22,882	82	22,386	75
78	71	Davidson Hospitality Group	Atlanta, Georgia, United States	22,067	86	22,835	84
79	74	Atrium Hospitality	Alpharetta, Georgia, United States	21,023	80	21,773	83
80	77	Kempinski Hotels	Geneva, Switzerland	20,982	82	20,834	82

*Denotes a consortium

2023 Rank	2022 Rank	Company	Headquarters	2023 Rooms	2023 Hotels	2022 Rooms	2022 Hotels
81	87	Club Med	Paris, France	20,000	70	14,796	66
82	78	Rotana Hotel Management Corporation PJSC	Abu Dhabi, United Arab Emirates	19,602	74	19,385	73
83	80	Savile Hotel Group	Guangzhou, Guangdong, China	18,698	109	17,610	104
84	79	Crestline Hotels & Resorts	Fairfax, Virginia, United States	18,139	129	18,038	127
85		Hoteles City Express	Cuajimalpa, Mexico City, Mexico	17,503	152		
86	83	Novum Hospitality	Hamburg, Germany	17,212	125	16,579	124
87	86	Driftwood Hospitality	Miami, Florida, United States	17,043	97	15,060	80
88	81	TPG Hotels & Resorts, a Proccianti Company	McKinney, Texas, United States	16,691	130	16,660	130
89	82	Far East Hospitality	Singapore, Singapore	16,689	99	16,614	97
90	84	Loews Hotels & Co	New York City, New York, United States	16,115	25	16,115	25
91	85	Sotetsu Hotels	Yokohama, Kanagawa, Japan	15,802	81	15,989	83
92	90	Rockbridge	Columbus, Ohio, United States	15,080	71	14,547	69
93	89	White Lodging	Merrillville, Indiana, United States	14,690	57	14,690	57
94	91	Greens Co. LTD	Yokkaichi, Mie, Japan	14,643	98	14,403	98
95	94	Relais & Châteaux*	Paris, France	14,209	470	13,826	477
96	93	Columbia Sussex	Crestview Hills, Kentucky, United States	14,199	42	13,993	41
97	95	Sage Hospitality Group	Denver, Colorado, United States	13,636	61	13,454	61
98	96	PM Hotel Group	Chevy Chase, Maryland, United States	13,492	76	13,096	68
99		Pan Pacific Hotels Group	Singapore, Singapore	13,192	44		
100	107	Island Hospitality	West Palm Beach, Florida, United States	13,179	90	11,006	82
101	101	Grand Skyline Hotel Group	Shenzhen, Guangdong, China	13,169	56	12,110	49
102	97	Real Hospitality Group	Ocean City, Maryland, United States	13,066	93	12,929	97
103		The Originals Hotels*	Paris, France	13,000	350		
104	99	FibraHotel	Mexico City, Mexico	12,556	86	12,260	84
105		Pestana Hotel Group	Funchal, Madeira Island, Portugal	12,006	108		
106	104	Fujita Kanko Group	Tokyo, Tokyo, Japan	11,861	49	11,723	49
107	105	Maritim Hotelgesellschaft mbH	Bad Salzuflen, North Rhine-Westphalia, Germany	11,500	36	11,500	37
108		Sono International	Seoul, Republic of Korea	11,379	25		
109	98	Valor Hospitality Partners	Atlanta, Georgia, United States	11,313	85	12,485	90
110	111	Langham Hospitality Group	Hong Kong, Hong Kong	11,263	32	10,542	30
111	112	Centara Hotels & Resorts	Bangkok, Thailand	11,166	51	10,406	50
112	100	Hankyu Hanshin Daiichi Hotel Group	Kita-ku, Osaka, Japan	11,079	40	12,247	46
113	113	Peachtree Group	Atlanta, Georgia, United States	11,058	90	10,333	87
114	110	Realstar Hospitality	Toronto, Ontario, Canada	10,987	141	10,809	141
115	147	Rosewood Hotel Group	Quarry Bay, Hong Kong	10,682	49	4,429	30
116		ARTOTEL Group	Jakarta Selatan, Jakarta, Indonesia	10,474	108		
117		InterMountain Hotels	Monroe, Louisiana, United States	10,341	96		
118	116	Solare Hotels and Resorts Co. Ltd.	Minatoku, Tokyo, Japan	9,840	67	9,677	65
119	118	Shamin Hotels	Richmond, Virginia, United States	9,817	76	9,460	71
120		WHG Hotels	Nagoya, Aichi, Japan	9,592	43		
121	115	OTO Development	Spartanburg, South Carolina, United States	9,572	61	9,993	66
122	122	Vila Galé Hotels	Oeiras, Oeiras, Portugal	9,429	42	8,495	37
123	121	Hospitality Ventures Management Group	Atlanta, Georgia, United States	9,329	55	8,578	53
124	119	Banyan Tree Group	Singapore, Singapore	9,158	75	8,731	63
125		hihotels by Hospitality International Inc.	Tucker, Georgia, United States	8,498	203		
126	124	Mandarin Oriental Hotel Group	Quarry Bay, Hong Kong	8,447	38	8,276	36
127		Margaritaville	Orlando, Florida, United States	8,144	39		
128	120	Great Wolf Resorts	Chicago, Illinois, United States	8,125	20	8,685	21
129	126	Playa Hotels & Resorts	Sunrise, Florida, United States	7,748	21	8,096	22
130	128	Spire Hospitality	Irving, Texas, United States	7,677	30	7,703	29

*Denotes a consortium

2023 Rank	2022 Rank	Company	Headquarters	2023 Rooms	2023 Hotels	2022 Rooms	2022 Hotels
131	138	CoralTree Hospitality	Englewood, Colorado, United States	6,994	37	5,595	21
132		ONYX Hospitality Group	Thanon Phaya Thai, Ratchathewi, Thailand	6,930	40		
133	132	Auro Hotels	Greenville, South Carolina, United States	6,713	37	6,564	36
134		Springboard Hospitality	Encino, California, United States	6,697	49		
135		Qianna Industrial Group Hotel	Zhengzhou, Henan, China	6,638	122		
136	133	Commonwealth Hotels LLC	Covington, Kentucky, United States	6,468	54	6,246	53
137	134	Grupo Hotelero Santa Fe	Miguel Hidalgo, Mexico City, Mexico	6,258	26	6,159	24
138		Ligula Hospitality Group	Gothenburg, Sweden	6,192	45		
139	136	Outrigger Hospitality Group	Honolulu, Hawaii, United States	6,190	32	5,922	33
140	135	Sandpiper Hospitality	Richmond, Virginia, United States	6,067	55	5,928	55
141		Achat Hotels	Mannheim, Baden Württemberg, Germany	5,800	50		
142	143	Kerzner International	Dubai, United Arab Emirates	5,799	17	4,804	15
143	140	YOTEL	London, United Kingdom	5,346	22	5,109	21
144		Holiday Villa Hotels & Resorts	Kuala Lumpur, Malaysia	5,090	24		
145	141	Budget Host Inns	Arlington, Texas, United States	5,019	139	5,049	140
146		New World Tongpai Hotel Management	Hong Kong, Hong Kong	5,000	16		
147	142	Marcus Hotels & Resorts	Milwaukee, Wisconsin, United States	4,864	16	4,866	16
148		Compass Hospitality	Bangkok, Thailand	4,806	55		
149	151	StepStone Hospitality	Providence, Rhode Island, United States	4,800	23	4,021	20
150	148	Daly Seven Inc.	Greensboro, North Carolina, United States	4,755	42	4,396	41
151	139	M&R Hotel Management	Great Neck, New York, United States	4,566	28	5,116	31
152	146	Bourbon Hôtels e Resorts	São Paulo, Brazil	4,532	25	4,605	24
153		My Place Hotels	Aberdeen, South Dakota, United States	4,501	70		
154		Newport Hospitality Group	Williamsburg, Virginia, United States	4,454	38		
155	144	Charlestowne Hotels	Charleston, South Carolina, United States	4,416	60	4,753	56
156	171	Raines	Florence, South Carolina, United States	4,386	41	1,924	22
157	150	Meyer Jabara Hotels	West Palm Beach, Florida, United States	4,348	32	4,188	31
158		New Castle Hotels & Resorts	Ridgefield, Connecticut, United States	4,225	28		
159	149	Coast Hotels	Vancouver, British Columbia, Canada	4,224	41	4,208	38
160		Brittain Resorts and Hotels	Myrtle Beach, South Carolina, United States	3,924	23		
161		Pacifica Hotels	Aliso Viejo, California, United States	3,495	32		
162	152	Noble House Hotels & Resorts	Kirkland, Washington, United States	3,479	21	3,805	23
163	156	TPI Hospitality	Willmar, Minnesota, United States	3,432	32	3,386	34
164	161	Virgin Hotels Collection	Miami, Florida, United States	3,400	15	2,744	6
165		Amerilodge Group	Bloomfield Hills, Michigan, United States	3,208	34		
166		The Hongkong and Shanghai Hotels Limited	Hong Kong, Hong Kong	3,128	12		
167	164	Montage International	Irvine, California, United States	2,899	15	2,481	14
168		Aqua-Aston Hospitality	Honolulu, Hawaii, United States	2,873	26		
169		McNeill Hotel Company	Germantown, Tennessee, United States	2,717	24	2,717	24
170		ARK Hospitality	Plano, Texas, United States	2,609	25		
171		Cedar Fair Entertainment	Sandusky, Ohio, United States	2,482	11		
172		Expotel Hospitality	Metairie, Louisiana, United States	2,470	18		
173		Sightline Hospitality	San Francisco, California, United States	2,400	15		
174		Barrière Hotels & Resorts	Paris, France	2,378	18		
175		Hospitality America	Greenville, South Carolina, United States	2,351	17		
176		Genuine Hospitality LLC	Lake St. Louis, Missouri, United States	2,283	20		
177	182	Alberigo Hotel Management	Cypress, Texas, United States	2,078	18	1,433	16
178		AKA Hotels	New York, New York, United States	2,013	15		
179	178	Aligned Hospitality Management	Mesa, Arizona, United States	1,915	24	1,521	12
180		Prominence Hospitality Group	Schaumburg, Illinois, United States	1,886	17		

*Denotes a consortium

2023 Rank	2022 Rank	Company	Headquarters	2023 Rooms	2023 Hotels	2022 Rooms	2022 Hotels
181		TKo Hospitality Management	Newport, Delaware, United States	1,648	16		
182	179	Salamander Collection	Middelburg, Virginia, United States	1,508	7	1,519	7
183		Williams Hotel Group	Valdosta, Georgia, United States	1,445	16		
184	181	Dorchester Collection	London, United Kingdom	1,437	9	1,445	9
185	184	Aman Group	Baar, Baar, Switzerland	1,365	35	1,270	34
186		Hind Management Ltd	Auckland, New Zealand	1,350	8		
187		Cornerstone Hospitality	Williamsburg, Virginia, United States	1,300	15		
188		Constance Hospitality Management	Flacq, Mauritius	1,234	11		
189	187	Valencia Hotel Group	Houston, Texas, United States	1,171	7	1,171	7
190		stayAPT Suites	Matthews, North Carolina, United States	1,129	17		
191	188	Aileron Management	Greenville, South Carolina, United States	1,058	10	1,058	10
192		Prince Resorts Hawaii	Honolulu, Hawaii, United States	1,052	3		
193		American Hospitality Services	Sacramento, California, United States	1,016	11		
194		Lodging One Hospitality	Heath, Texas, United States	1,002	11	1,002	11
195	190	Canarian Hospitality	Las Palmas de Gran Canaria, Gran Canaria, Spain	1,002	6		
196		The Red Carnation Hotel Collection	South Africa	1,000	18		
197		TNB Hotels	Boise, Idaho, United States	922	8		
198		Logik Management	Atlanta, Georgia, United States	877	10		
199		Library Hotel Collection	New York, New York, United States	733	6		
200		Tropitel Hotels & Resorts	Cairo, Heliopolis, Egypt	688	2		
201		Study Hotels	New York City, New York, United States	618	4		
202		Venerts Hotel Management	Watertown, South Daskota, United States	616	9		
203		Santika Indonesia Hotels and Resorts	Jakarta, Indonesia	608	5		
204	194	IDM Hospitality	Madison, Wisconsin, United States	601	8	533	7
205	193	Jackson Hotel Management	Harrisonburg, Virginia, United States	589	4	652	5
206		Myer Hotels	Branson, Missouri, United States	585	5		
207		Terratron Inc.	Park City, Utah, United States	580	5		
208		Maximilians Hotels	Rimini, Emilia-Romagna, Italy	500	6		
209		Main Street Hospitality	Stockbridge, Massachusetts, United States	464	9		
210		Four Sisters Inns	Monterey, California, United States	403	20		
211		Operadora UNO	Miguel Hidalgo, Mexico City, Mexico	394	4		
212		Sincere Hospitality	Austin, Texas, United States	383	5		
213		Taylor Hospitality	Waynesboro, Virginia, United States	378	5		
214		The Bristol	Lafayette, Indiana, United States	345	7		
215		G&W Invest Srl	Rome, Italy	315	2		
216		Paul John Resorts & Hotels	Bangalore, Karnataka, India	260	4		
217		The Kitano Hotels New York	New York City, New York, United States	230	2		
218	201	Elise Capital	Washington, District of Columbia, United States	227	3	160	2
219		Cooper and Company NZ	Auckland, New Zealand	118	2		
220		The Singular Hotels	Santiago, Chile	118	2		
221		Prime Hoteliers	Guayaquil, Ecuador	100	3		

*Denotes a consortium

TOP 50 BRANDS

Rank	Brand	Company	Rooms
1	Holiday Inn Express	IHG Hotels & Resorts	336,317
2	Hampton by Hilton	Hilton	327,690
3	HanTing Hotel	H World Group Limited	317,647
4	Ji Hotel	H World Group Limited	244,175
5	Hilton Hotels & Resorts	Hilton	226,015
6	Holiday Inn	IHG Hotels & Resort	215,910
7	Marriott Hotels	Marriott International	210,064
8	Courtyard by Marriott	Marriott International	196,960
9	GreenTree Inn	GreenTree Hospitality Group	179,631
10	Comfort	Choice Hotels International	178,737
11	Super 8 by Wyndham	Wyndham Hotels & Resorts	163,028
12	Vienna International	Jin Jiang International Holdings Co. Ltd.	161,713
13	Ibis	Accor	158,423
14	Vienna Hotels	Jin Jiang International Holdings Co. Ltd.	157,826
15	DoubleTree by Hilton	Hilton	154,708
16	Sheraton Hotels & Resorts	Marriott International	152,194
17	Quality Inn	Choice Hotels International	150,652
18	Hilton Garden Inn	Hilton	149,130
19	Homelnn	BTG Hotels (Group) Co. Ltd.	144,591
20	Fairfield Inn & Suites	Marriott International	129,382
21	Mercure Hotels	Accor	128,964
22	Best Western	BWH Hotel Group	127,178
23	Ramada by Wyndham	Wyndham Hotels & Resorts	119,073
24	Lavande	Jin Jiang International Holdings Co. Ltd.	115,765
25	Days Inn by Wyndham	Wyndham Hotels & Resorts	114,216
26	Crowne Plaza Hotels & Resorts	IHG Hotels & Resort	112,232
27	Residence Inn by Marriott	Marriott International	111,446
28	Novotel	Accor	108,791
29	Best Western Plus	BWH Hotel Group	106,365
30	Jin Jiang Inn	Jin Jiang International Holdings Co. Ltd.	102,162
31	Hyatt Regency	Hyatt Hotels Corp.	98,544
32	Motel 6	G6 Hospitality	97,911
33	La Quinta by Wyndham	Wyndham Hotels & Resorts	89,391
34	Westin Hotels & Resorts	Marriott International	88,157
35	7 Days Inn	Jin Jiang International Holdings Co. Ltd.	87,926
36	Intercontinental Hotels & Resorts	IHG Hotels & Resort	73,500
37	Ibis Styles	Accor	72,567
38	Radisson Blu	Jin Jiang International Holdings Co. Ltd.	71,710
39	Home2 Suites by Hilton	Hilton	70,436
40	Homelnn Style	BTG Hotels (Group) Co. Ltd.	70,158
41	Airhotel Hotels	BTG Hotels (Group) Co. Ltd.	69,395
42	Ibis Budget	Accor	65,060
43	Springhill Suites by Marriott	Marriott International	64,774
44	Hyatt Place	Hyatt Hotels Corp.	62,848
45	Embassy Suites by Hilton	Hilton	61,844
46	Homewood Suites by Hilton	Hilton	61,624
47	Autograph Collection	Marriott International	60,884
48	Four Points by Sheraton	Marriott International	58,972
49	Renaissance Hotels	Marriott International	53,258
50	ESA Suites	Extended Stay America	52,700

*Denotes a consortium

TOP 50 HOTELS

Rank	Company	Hotels
1	Jin Jiang International Holdings Co. Ltd.	13,250
2	H World Group Limited	9,394
3	Wyndham Hotels & Resorts	9,178
4	Marriott International	8,566
5	Hilton	7,530
6	Choice Hotels Intl.	7,527
7	IHG Hotels & Resorts	6,363
8	BTG Hotels (Group) Co., Ltd.	6,263
9	Accor	5,500
10	Sunmei Hotels Group	4,414
11	GreenTree Hospitality Group	4,283
12	BWH Hotels	3,911
13	Keytel*	3,517
14	HotelREZ Hotels & Resorts*	2,852
15	Tripmod Group	2,401
16	Delonix Group	1,662
17	G6 Hospitality	1,448
18	Yibon Group	1,365
19	Hyatt Hotels Corp.	1,335
20	Lingnan Hotels	1,283
21	Atour Lifestyle Holdings Limited	1,210
22	Aimbridge Hospitality	1,116
23	Sonesta International Hotels	1,061
24	Gongsheng Hotels Group	917
25	Global Hotel Alliance*	781
26	B&B Hotels	761
27	APA Group	732
28	Extended Stay America	718
29	Red Roof	694
30	The Ascott Limited	629
31	Preferred Hotels & Resorts*	600
32	Minor Hotels	532
33	Yeste Hotels Group	491
34	Highgate	479
35	Relais & Châteaux*	470
36	Rezen Group	426
37	The Leading Hotels of the World*	400
38	Hunan Bolin Hotel Management Co. Ltd.	394
39	Minyoun Hospitality Ltd.	379
40	Toyoko Inn Co. Ltd.	352
41	Meliá Hotels International	350
42	The Originals Hotels*	350
43	Landison Hotel Group	325
44	Funyard Hotels & Resorts	313
45	Argyle Metro Hotel Group	303
46	Barceló Hotel Group	300
47	Archipelago International	278
48	Fattal International Hotels & Resorts	276
49	Shanghai Mehood Commercial Management Co. Ltd	260
50	Eurostars Hotel Company	253